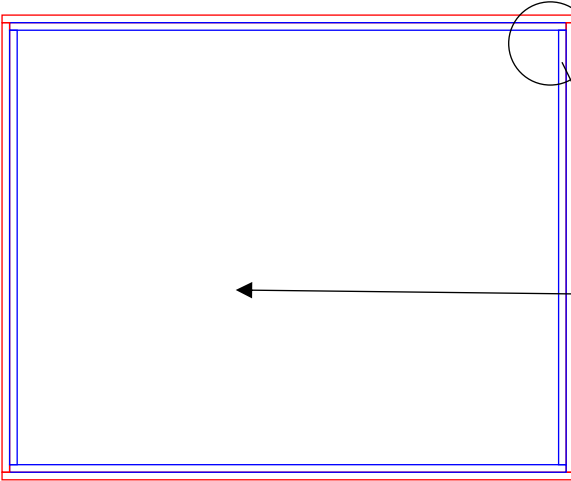



Aussenteile
Outside parts

Innenteile: 1mm niedriger
Inside parts: 1mm lower

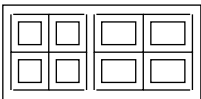


Montageanordnung
rot: Aussenteile
blau: Innenteile

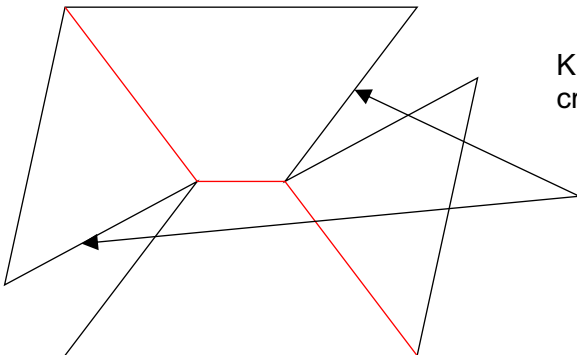
Mounting arrangement
red: outer parts
blue: internal parts



Decke in das Gestell einkleben
Glue the cover into the frame



Sockelsteine: von unten auf die Stützen schieben
Base stones: slide onto the supports from below


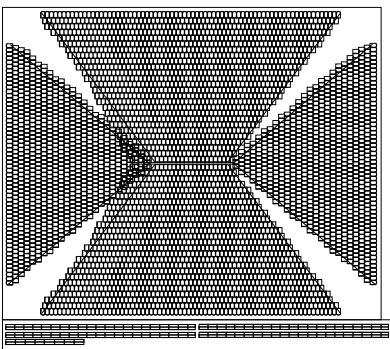


Knicken
crinkle

kleben
glue

Dachunterbau: auf das Gestell kleben.
Dann Biberschwanz-Platten aufkleben.
(Spalt für Firstziegel lassen)
Zuletzt Firstziegel aufkleben.

Roof substructure: glue on the frame.
Then glue on beaver tail panels.
(Leave gap for ridge tile)
Finally glue on the ridge tiles.



Flacher Boden

Podest

Treppe für Podest

Flat floor

Platform

Staircase for a pedestal